

# LK-L 060.10840.1125.U19/DALI



## Description

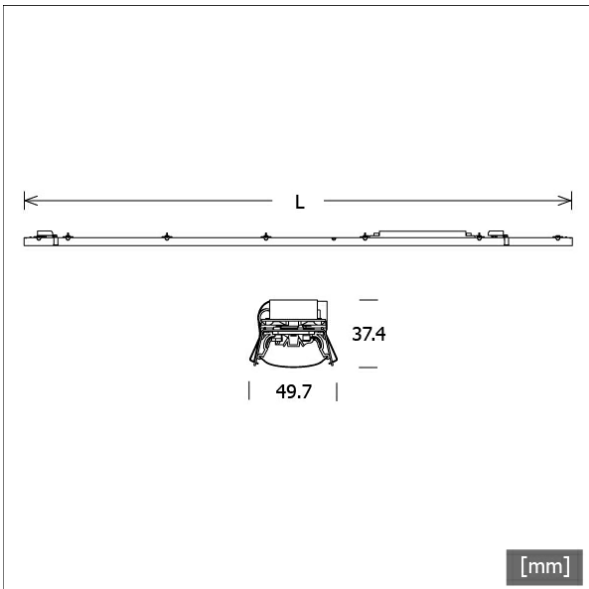
- light-insert with integrated LED strips for 360° glare-free workplace lighting (UGR < 19)
- reflector made from traffic white painted aluminium sheet
- anti-glare collimators made from polycarbonate
- no UV and thermal emissions
- almost all strip light lengths can be realised
- 5-pole through-wiring kit included
- pMMA matt foil for uniform light distribution
- tool-free snapping into Lichtkanal profile via mounting springs
- 5-pole terminal block, pre-fabricated for through-wiring
- ballast (LED converter DALI, dimmable) integrated

## Notes

Use only in conjunction with nanoOptix light-directing foils "deep beam" (STRL-LK060-Z 690.DB), "batwing and wide beam" (STRL-LK060-Z 690.BW-WB) and "wallwasher" (STRL-LK060-Z 690.WW). The linear thermal expansion of the aluminium profile is about 0.3 mm per meter at dT = 10 Kelvin.

Colours	Article no.	EAN
	667942	4043544795892

## Standard options

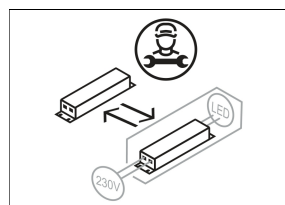
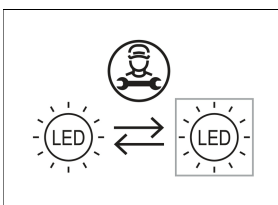


## Lighting data / Norms

Lamps	LED linear / CRI 80 / 4000 K
Lifetime	L90 B50 50.000 h L80 B50 100.000 h L80 B20 50.000 h
System power	12.1 W
Luminaire luminous flux	max. 1890 lm
System efficiency	156.19 lm/W
Module efficiency	205.00 lm/W
UGR class	≤19
Supply voltage	220 - 240 V / 50 - 60 Hz
Protection class	I

## Dimensions / Weights

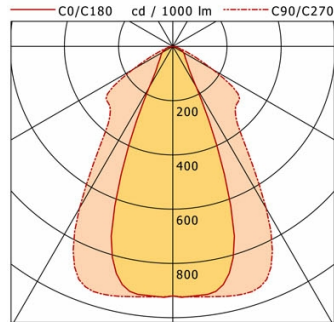
Length	1125 mm
Width	50 mm
Height	37 mm
Net weight	0.96 kg
Gross weight	1.01 kg



# LK-L 060.10840.1125.U19/DALI

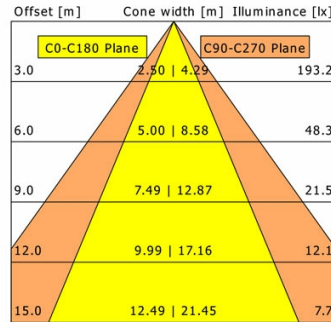
## LK-L 060.10840.1125.U19/DALI

Lichtkanal 060 | Light-Insert (Deep Beam nanoOptix, 1xLED 12W 840/4000K 1890lm)



	C0	C90	C180	C270
0°	920	920	920	920
15°	838	948	838	948
30°	174	689	174	689
45°	68	326	68	326
60°	45	170	45	170
75°	20	20	20	20
90°	0	0	0	0

cd / 1000 lm

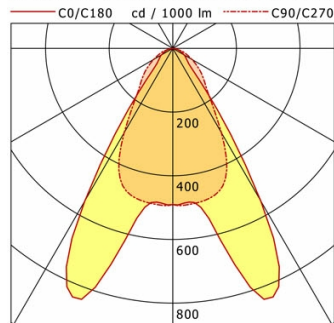


<b>η</b>	LED
Efficiency	158 lm/W
Direct/Indirect	↓ 100% / ↑ 0%
System Power	12 W
<b>UGR</b>	X=4H, Y=8H
Reflection factors	70/50/20
UGR C0/C180	16.4
UGR C90/C270	19.1
CIE Flux Codes	80 94 99 100 100
Ra/CRI	>80

LTS

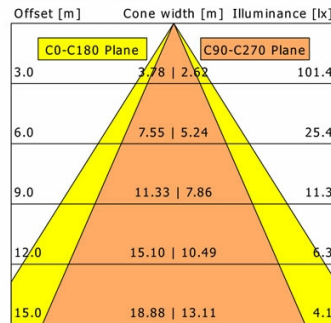
## LK-L 060.10840.1125.U19/DALI

Lichtkanal 060 | Light-Insert (Batwing/Wide Beam nanoOptix, 1xLED 12W 840/4000K 1860lm)



	C0	C90	C180	C270
0°	491	491	491	491
15°	663	482	663	482
30°	553	306	553	306
45°	75	138	75	138
60°	41	69	41	69
75°	17	23	17	23
90°	0	0	0	0

cd / 1000 lm

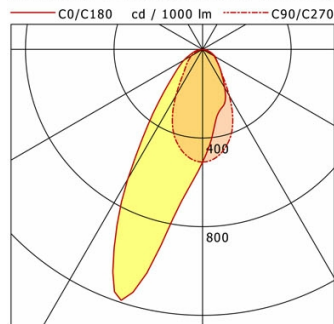


<b>η</b>	LED
Efficiency	155 lm/W
Direct/Indirect	↓ 100% / ↑ 0%
System Power	12 W
<b>UGR</b>	X=4H, Y=8H
Reflection factors	70/50/20
UGR C0/C180	16.9
UGR C90/C270	19.4
CIE Flux Codes	77 94 99 100 100
Ra/CRI	>80

LTS

## LK-L 060.10840.1125.U19/DALI

Lichtkanal 060 | Light-Insert (Wallwasher nanoOptix, 1xLED 12W 840/4000K 1820lm)



	C0	C90	C180	C270
0°	509	509	509	509
15°	290	440	1096	440
30°	200	242	676	242
45°	104	106	214	106
60°	66	57	96	57
75°	28	18	37	18
90°	0	0	0	0

cd / 1000 lm

LDC unsuitable for cone representation.  
Asymmetric LDC.

<b>η</b>	LED
Efficiency	152 lm/W
Direct/Indirect	↓ 100% / ↑ 0%
System Power	12 W
<b>UGR</b>	X=4H, Y=8H
Reflection factors	70/50/20
UGR C0/C180	18.8
UGR C90/C270	19.4
CIE Flux Codes	69 90 98 100 100
Ra/CRI	>80

LTS