

LK-L 045.10830.1685.1/DALI



Descrizione

- inserto modulo in lamiera d'acciaio con moduli LED integrati
- assenza di radiazioni termiche e UV
- si possono realizzare strisce di qualsiasi lunghezza
- set di cavi incluso (a 5 poli)
- diffusore curvo in PMMA per una diffusione omogenea della luce
- innesto nel profilo senza attrezzi
- morsetto a 5 poli, preassemblato per cablaggio passante a 5 poli
- alimentatore (convertitore LED DALI, dimmerabile) integrato

Note

La dilatazione termica lineare del profilo di alluminio a $dT = 10$ Kelvin è di 0,3 mm al metro.

Opzioni standard



Opzioni speciali



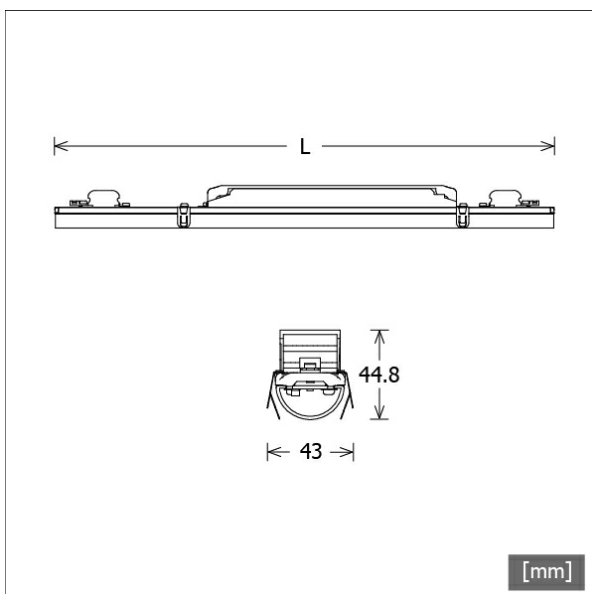
Colori	Articolo n.	EAN
	669409	4043544810854

Dati illuminotecnici / Norme

Lampade	LED linear / CRI 80 / 3000 K
Durata	L90 B50 50.000 h L80 B50 100.000 h L80 B20 50.000 h
Prestazioni sistema	24.5 W
Flusso luminoso apparecchio	max. 3460 lm
Efficienza sistema	133.06 lm/W
Efficienza del modulo	193.00 lm/W
UGR classe	≤28
Tensione di alimentazione	220 - 240 V / 50 - 60 Hz
Classe di protezione	I

Dimensioni / pesi

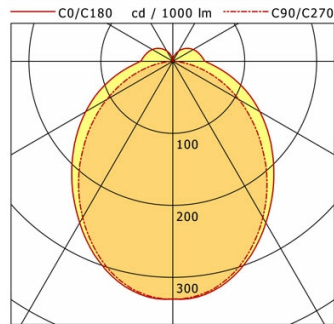
Lunghezza	1685 mm
Larghezza	43 mm
Altezza	44 mm
Peso netto	1.57 kg
Peso lordo	1.82 kg



LK-L 045.10830.1685.1/DALI

LK-L 045.10830.1685.1/DALI

Lichtkanal 045 | Light-Insert (AOV-001/003/005.1, 1xLED 25W 830/3000K 3260lm)



	C0	C90	C180	C270
0°	330	330	330	330
30°	259	251	259	251
60°	140	106	140	106
90°	45	1	45	1
120°	33	0	33	0
150°	16	1	16	1
180°	1	1	1	1

cd / 1000 lm

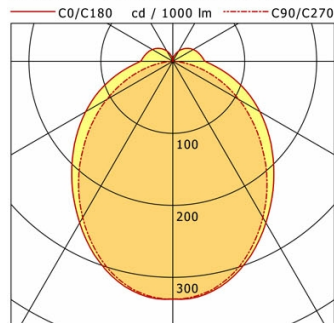
Offset [m]	Cone width [m]		Illuminance [lx]
3.0	8.04	6.56	119.6
6.0	16.09	13.11	29.9
9.0	24.13	19.67	13.3
12.0	32.18	26.23	7.5
15.0	40.22	32.78	4.8

η	LED
Efficiency	130 lm/W
Direct/Indirect	↓ 89% / ↑ 11%
System Power	25 W
UGR	X=4H, Y=8H
Reflection factors	70/50/20
UGR C0/C180	26.7
UGR C90/C270	23.4
CIE Flux Codes	47 76 92 89 100
Ra/CRI	>80

LTS

LK-L 045.10830.1685.1/DALI

Lichtkanal 045 | Light-Insert (AOV-002/005.2, 1xLED 25W 830/3000K 3260lm)



	C0	C90	C180	C270
0°	330	330	330	330
30°	259	251	259	251
60°	140	106	140	106
90°	45	1	45	1
120°	33	0	33	0
150°	16	1	16	1
180°	1	1	1	1

cd / 1000 lm

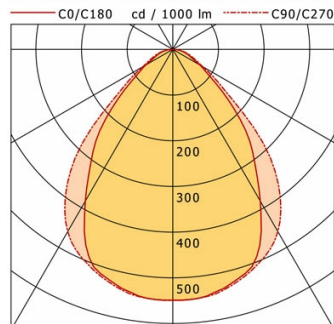
Offset [m]	Cone width [m]		Illuminance [lx]
3.0	8.04	6.56	119.6
6.0	16.09	13.11	29.9
9.0	24.13	19.67	13.3
12.0	32.18	26.23	7.5
15.0	40.22	32.78	4.8

η	LED
Efficiency	130 lm/W
Direct/Indirect	↓ 89% / ↑ 11%
System Power	25 W
UGR	X=4H, Y=8H
Reflection factors	70/50/20
UGR C0/C180	26.7
UGR C90/C270	23.4
CIE Flux Codes	47 76 92 89 100
Ra/CRI	>80

LTS

LK-L 045.10830.1685.1/DALI

Lichtkanal 045 | Light-Insert (APB, 1xLED 25W 830/3000K 3350lm)



	C0	C90	C180	C270
0°	549	549	549	549
15°	525	529	525	529
30°	384	461	384	461
45°	199	267	199	267
60°	69	76	69	76
75°	27	32	27	32
90°	0	0	0	0

cd / 1000 lm

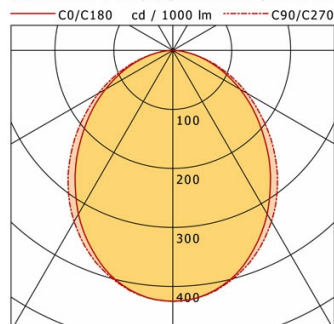
Offset [m]	Cone width [m]		Illuminance [lx]
3.0	4.83	5.91	204.4
6.0	9.67	11.81	51.1
9.0	14.50	17.72	22.7
12.0	19.34	23.62	12.8
15.0	24.17	29.53	8.2

η	LED
Efficiency	134 lm/W
Direct/Indirect	↓ 100% / ↑ 0%
System Power	25 W
UGR	X=4H, Y=8H
Reflection factors	70/50/20
UGR C0/C180	21.3
UGR C90/C270	21.9
CIE Flux Codes	67 91 98 100 100
Ra/CRI	>80

LTS

LK-L 045.10830.1685.1/DALI

Lichtkanal 045 | Light-Insert (AOB, 1xLED 25W 830/3000K 3460lm)



	C0	C90	C180	C270
0°	425	425	425	425
15°	397	400	397	400
30°	320	335	320	335
45°	223	244	223	244
60°	132	146	132	146
75°	54	57	54	57
90°	1	0	1	0

cd / 1000 lm

Offset [m]	Cone width [m]		Illuminance [lx]
3.0	6.35	7.06	163.5
6.0	12.71	14.13	40.9
9.0	19.06	21.19	18.2
12.0	25.41	28.26	10.2
15.0	31.76	35.32	6.5

η	LED
Efficiency	138 lm/W
Direct/Indirect	↓ 100% / ↑ 0%
System Power	25 W
UGR	X=4H, Y=8H
Reflection factors	70/50/20
UGR C0/C180	25.0
UGR C90/C270	25.1
CIE Flux Codes	52 82 96 100 100
Ra/CRI	>80

LTS