

LK-L 060.10840.1405.1/DALI



Beschreibung

- Lichteinsatz mit integrierten LED-Lichtstreifen
- Reflektor aus verkehrsweiß lackiertem Aluminiumblech
- keine UV- und Wärmestrahlung
- nahezu alle Lichtbandlängen realisierbar
- inklusive Leitung-Set (5-polig)
- PMMA-Mattfolie für gleichmäßige Lichtverteilung
- werkzeugloses Einrasten in Lichtkanal-Profil über Einbaufedern
- 5-polige Anschlussklemme, konfektioniert für Durchgangsverdrahtung
- Betriebsgerät (LED-Konverter DALI, dimmbar) integriert

Hinweise

Die thermische Längenausdehnung des Aluminiumprofils beträgt bei $dT = 10$ Kelvin 0.3 mm pro Meter.

Standardoptionen



Farbe	Artikelnummer	EAN
	667895	4043544795434

Sonderoptionen

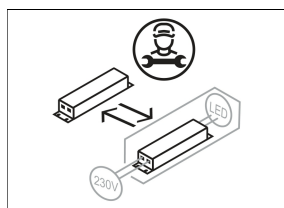
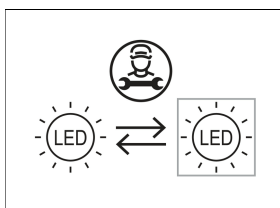
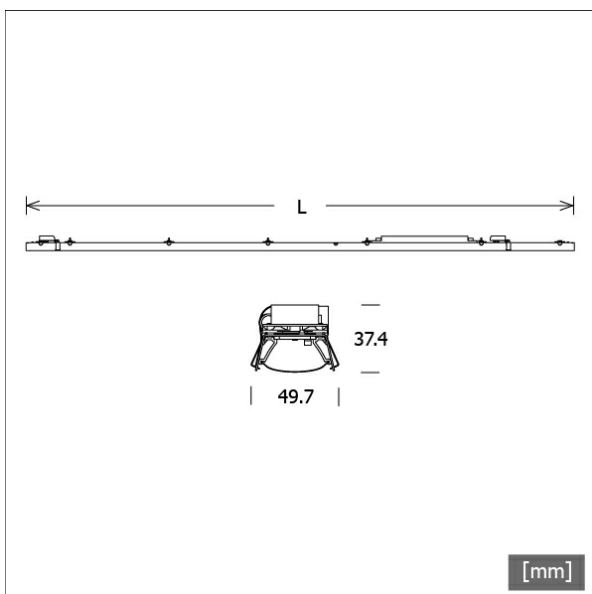


Lichttechnik / Normen

Leuchtmittel	LED linear / CRI 80 / 4000 K
Lebensdauer	L90 B50 50.000 h L80 B50 100.000 h L80 B20 50.000 h
Systemleistung	20.7 W
Leuchten-Lichtstrom	max. 3450 lm
Systemeffizienz	159.42 lm/W
Moduleffizienz	205.00 lm/W
UGR Klasse	≤28
Versorgungsspannung	220 - 240 V / 50 - 60 Hz
Schutzklasse	I

Abmessungen / Gewichte

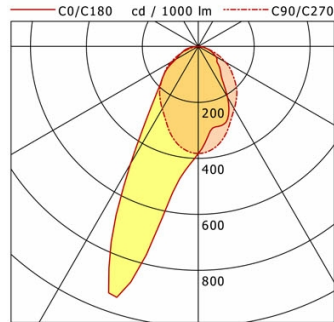
Länge	1405 mm
Breite	50 mm
Höhe	37 mm
Nettogewicht	1.10 kg
Bruttogewicht	1.16 kg



LK-L 060.10840.1405.1/DALI

LK-L 060.10840.1405.1/DALI

Lichtkanal 060 | Light-Insert (Wallwasher nanoOptix, 1xLED 21W 840/4000K 3300lm)



	C0	C90	C180	C270
0°	383	383	383	383
15°	295	342	826	342
30°	210	258	485	258
45°	109	189	193	189
60°	72	112	94	112
75°	33	35	50	35
90°	0	0	0	0

cd / 1000 lm

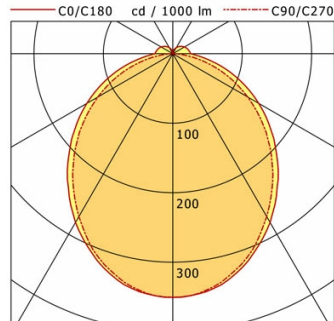
LDC unsuitable for cone representation.
Asymmetric LDC.

η	LED
Efficiency	157 lm/W
Direct/Indirect	↓ 100% / ↑ 0%
System Power	21 W
UGR	X=4H, Y=8H
Reflection factors	70/50/20
UGR C0/C180	21.1
UGR C90/C270	24.5
CIE Flux Codes	58 85 97 100 100
Ra/CRI	>80

LTS

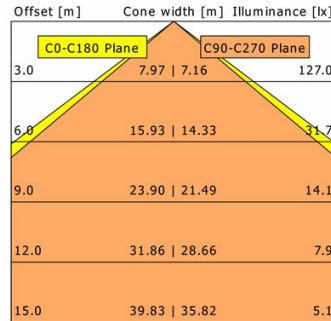
LK-L 060.10840.1405.1/DALI

Lichtkanal 060 | Light-Insert (AOV-002/005.2, 1xLED 21W 840/4000K 3260lm)



	C0	C90	C180	C270
0°	351	351	351	351
15°	332	328	332	328
30°	280	271	280	271
45°	213	200	213	200
60°	143	125	143	125
75°	74	51	74	51
90°	26	1	26	1

cd / 1000 lm

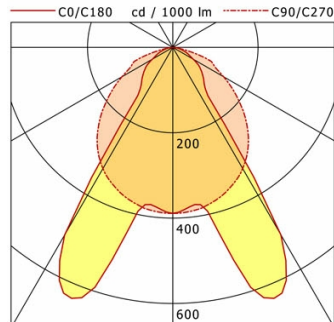


η	LED
Efficiency	155 lm/W
Direct/Indirect	↓ 93% / ↑ 7%
System Power	21 W
UGR	X=4H, Y=8H
Reflection factors	70/50/20
UGR C0/C180	26.0
UGR C90/C270	24.3
CIE Flux Codes	48 78 94 93 100
Ra/CRI	>80

LTS

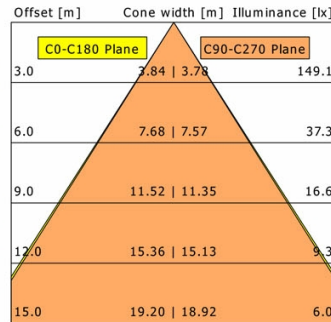
LK-L 060.10840.1405.1/DALI

Lichtkanal 060 | Light-Insert (Batwing/Wide Beam nanoOptix, 1xLED 21W 840/4000K 3450lm)



	C0	C90	C180	C270
0°	389	389	389	389
15°	482	373	482	373
30°	507	328	507	328
45°	102	243	102	243
60°	55	138	55	138
75°	21	53	21	53
90°	0	0	0	0

cd / 1000 lm

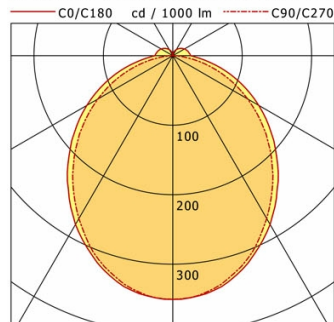


η	LED
Efficiency	164 lm/W
Direct/Indirect	↓ 100% / ↑ 0%
System Power	21 W
UGR	X=4H, Y=8H
Reflection factors	70/50/20
UGR C0/C180	19.3
UGR C90/C270	25.6
CIE Flux Codes	64 90 98 100 100
Ra/CRI	>80

LTS

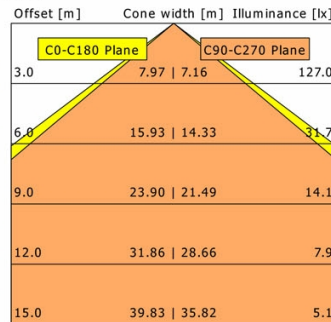
LK-L 060.10840.1405.1/DALI

Lichtkanal 060 | Light-Insert (AOV-001/003/005.1, 1xLED 21W 840/4000K 3260lm)



	C0	C90	C180	C270
0°	351	351	351	351
15°	332	328	332	328
30°	280	271	280	271
45°	213	200	213	200
60°	143	125	143	125
75°	74	51	74	51
90°	26	1	26	1

cd / 1000 lm



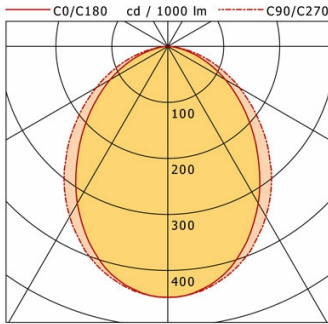
η	LED
Efficiency	155 lm/W
Direct/Indirect	↓ 93% / ↑ 7%
System Power	21 W
UGR	X=4H, Y=8H
Reflection factors	70/50/20
UGR C0/C180	26.0
UGR C90/C270	24.3
CIE Flux Codes	48 78 94 93 100
Ra/CRI	>80

LTS

LK-L 060.10840.1405.1/DALI

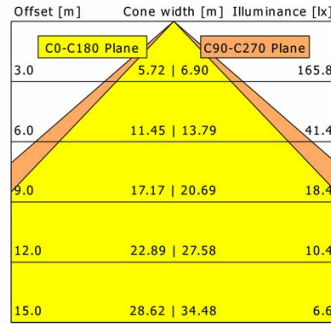
LK-L 060.10840.1405.1/DALI

Lichtkanal 060 | Light-Insert (Opal Diffuse, 1xLED 21W 840/4000K 3330lm)



	C0	C90	C180	C270
0°	448	448	448	448
15°	414	422	414	422
30°	323	351	323	351
45°	214	253	214	253
60°	119	148	119	148
75°	42	58	42	58
90°	0	0	0	0

cd / 1000 lm

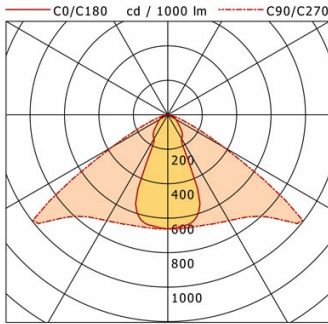


η	LED
Efficiency	159 lm/W
Direct/Indirect	↓ 100% / ↑ 0%
System Power	21 W
UGR	X=4H, Y=8H
Reflection factors	70/50/20
UGR C0/C180	23.7
UGR C90/C270	24.9
CIE Flux Codes	54 84 97 100 100
Ra/CRI	>80

LTS

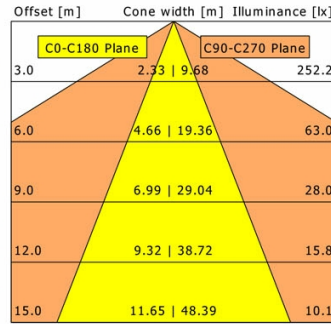
LK-L 060.10840.1405.1/DALI

Lichtkanal 060 | Light-Insert (Deep Beam nanoOptix, 1xLED 21W 840/4000K 3430lm)



	C0	C90	C180	C270
0°	662	662	662	662
15°	624	670	624	670
30°	161	710	161	710
45°	100	843	100	843
60°	54	374	54	374
75°	25	42	25	42
90°	0	0	0	0

cd / 1000 lm



η	LED
Efficiency	163 lm/W
Direct/Indirect	↓ 100% / ↑ 0%
System Power	21 W
UGR	X=4H, Y=8H
Reflection factors	70/50/20
UGR C0/C180	19.4
UGR C90/C270	24.4
CIE Flux Codes	68 90 98 100 100
Ra/CRI	>80

LTS