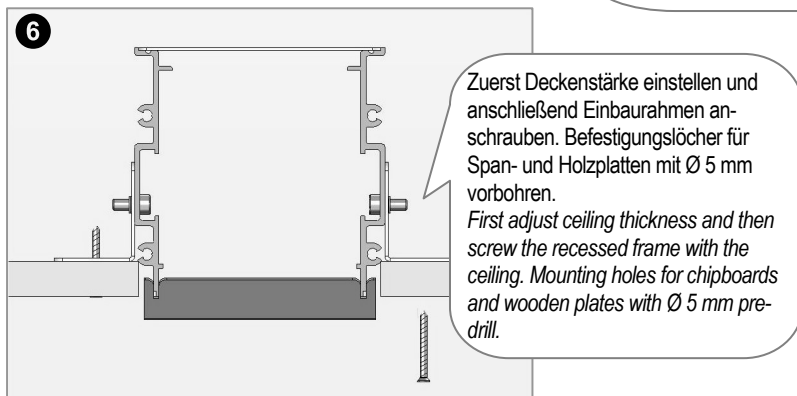
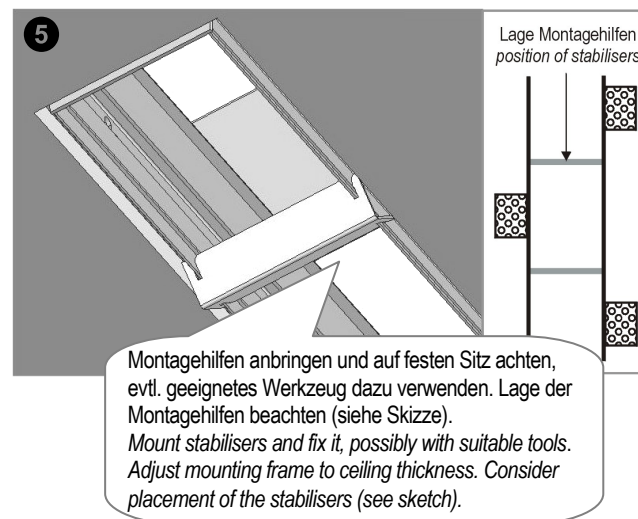
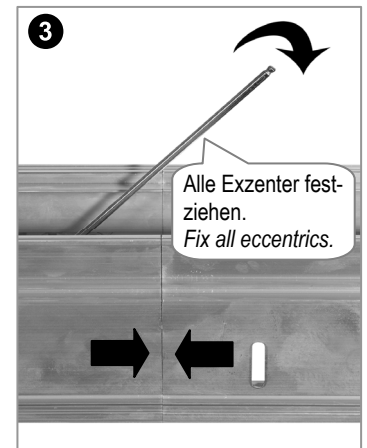
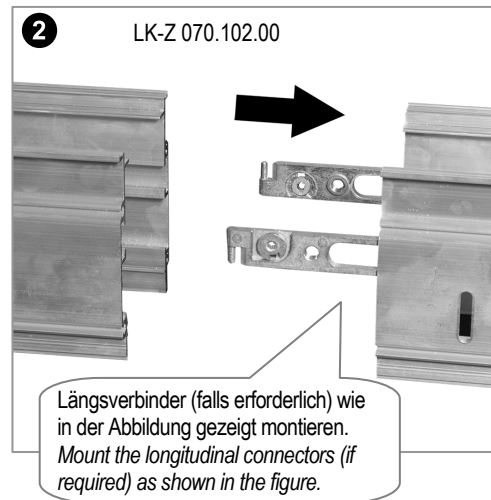
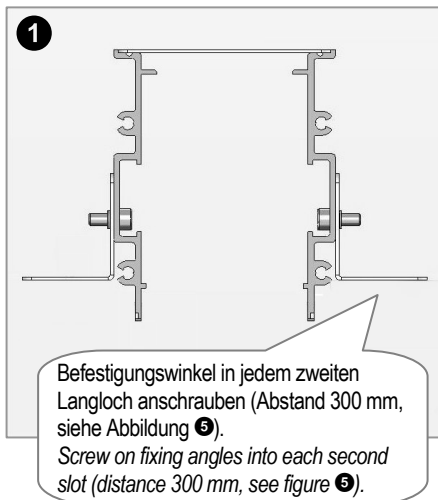


Serie series	Einbaurahmen mounting frame	Deckenausschnitt DA ceiling cut-out	Montagetiefe mounting depth	Einbaubreite installation width	Deckenstärke ceiling thickness
Lichtkanal 045	LK-Z 045.003.00 TRI/...	DA = (Länge Einbaurahmen + 6 mm) x 70 mm HINWEIS: Mindesteinbaubreite bei geschlossenen Decken 91 mm DA = (length of mounting frame + 6 mm) x 70 mm NOTE: required installation width in closed ceilings 91 mm	125 - 141	128	12.5 - 28
Lichtkanal 070	LK-Z 070.003.00 TRI/...	DA = (Länge Einbaurahmen + 6 mm) x 96 mm DA = (length of mounting frame + 6 mm) x 96 mm	125 - 141	153	12.5 - 28
Lichtkanal 110	LK-Z 110.003.00 TRI/...	DA = (Länge Einbaurahmen + 6 mm) x 136 mm DA = (length of mounting frame + 6 mm) x 136 mm	125 - 141	193	12.5 - 28

Maßangaben in [mm] / dimensions in [mm]



D

- **Beachten Sie folgende Hinweisblätter:**
818278 Allgemeines Hinweisblatt für Leuchten
- **IP40 gilt nur in Verbindung mit montiertem Acrylglasprofil.**
Die thermische Längenausdehnung des Aluminiumprofils beträgt bei $dT = 10$ Kelvin 0.3 mm pro Meter.
- Beachten sie die angegebenen Montageanweisungen in der Tabelle.

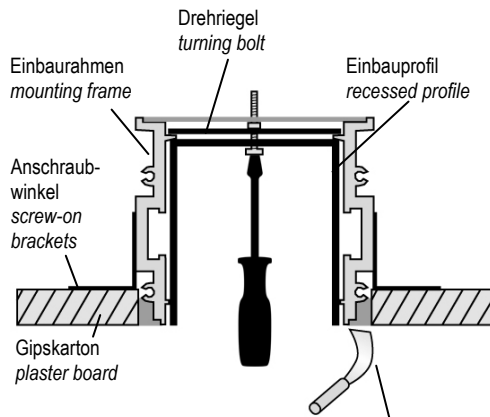
GB

- Consider the following installation instructions and notes:**
818278 general notes for luminaires
- IP40 only applies in with mounted acrylic glass profile.**
The linear thermal expansion of the aluminium profile is about 0.3 mm per meter at $dT = 10$ Kelvin.
- Consider the given installation instructions in the table.

Trimless Gipskartonmontage <i>trimless plaster board mounting</i>		Trimless Sichtbetonmontage <i>trimless fairfaced concrete mounting</i>		Beton-Putzdecken-Montage <i>plaster concrete mounting</i>	
Einbaurahmen + Einbauprofil <i>mounting frame + profile</i>	Montageanweisungen <i>installation instructions</i>	Einbaurahmen + Einbauprofil <i>mounting frame + profile</i>	Montageanweisungen <i>installation instructions</i>	Einbaurahmen + Einbauprofil <i>mounting frame + profile</i>	Montageanweisungen <i>installation instructions</i>
LK-Z 045.003...+ LK-P 045.003...	970571 + 826782	LK-Z 045.005.1 BT...+ LK-P 045.005.1...	825038+ 826782	LK-Z 045.005.2 BT...+ LK-P 045.005.2...	825038+ 826783
LK-Z 070.003...+ LK-P 070.003...	970571 + 841109	LK-Z 070.005.1 BT...+ LK-P 070.005.1...	825038 + 841109	LK-Z 070.005.2 BT...+ LK-P 070.005.2...	825038 + 841110

Trimless Gipskartonmontage / trimless plaster board mounting

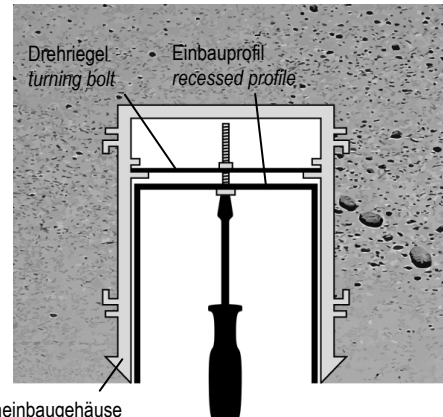
LK-Z + LK-P 045.003... / LK-Z + LK-P 070.003...



UV- und hitzebeständige
Spachtelmasse verwenden!
Use UV and heat resistant
filler.

Trimless Sichtbetonmontage / trimless fairfaced concrete mounting

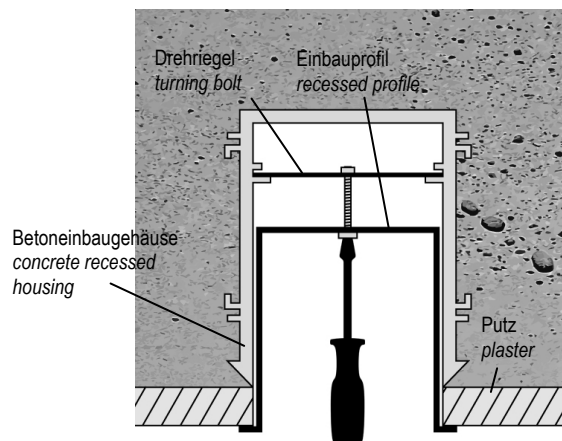
LK-Z + LK-P 045.005.1... / LK-Z + LK-P 070.005.1...



Betoneinbaugehäuse
concrete recessed
housing

Beton-Putzdecken-Montage / plaster concrete mounting

LK-Z + LK-P 045.005.2... / LK-Z + LK-P 070.005.2...



Betoneinbaugehäuse
concrete recessed
housing

Putz
plaster